

greenly

2025-09-17

Lyreco LCA

Life Cycle Assessment

The methodology in this report is based on ISO 14040

15947161 (sold in WI)

Summary



01 | Methodology



02 | Results

01

Methodology

Environmental Impact Assessment

<p>Functional unit</p>	<p>The functional unit is a quantified performance of a product system for use as a reference unit. One of the primary purposes of a functional unit is to provide a reference to which the input and output data are normalized (in a mathematical sense). The functional unit of this analysis is "12 set(s) of bound pages of paper for the purpose of writing".</p>
<p>Impact Indicator</p>	<p>The impact is measured through the "IPCC 2013 GWP 100a" method.</p>
<p>Electricity impact calculation method</p>	<p>Following guidelines from the GHG Protocol, the impact of electricity is calculated using the location-based approach. This means that the emission factors used represent the average annual carbon intensity of the power grid in the country the processes take place in.</p>
<p>Hypothesis</p>	

Environmental Impact Assessment

System Boundaries

The scope of this research includes the complete lifecycle of a notebook from raw material extraction to disposal options for each material, which is the cradle-to-grave perspective.

Exclusions

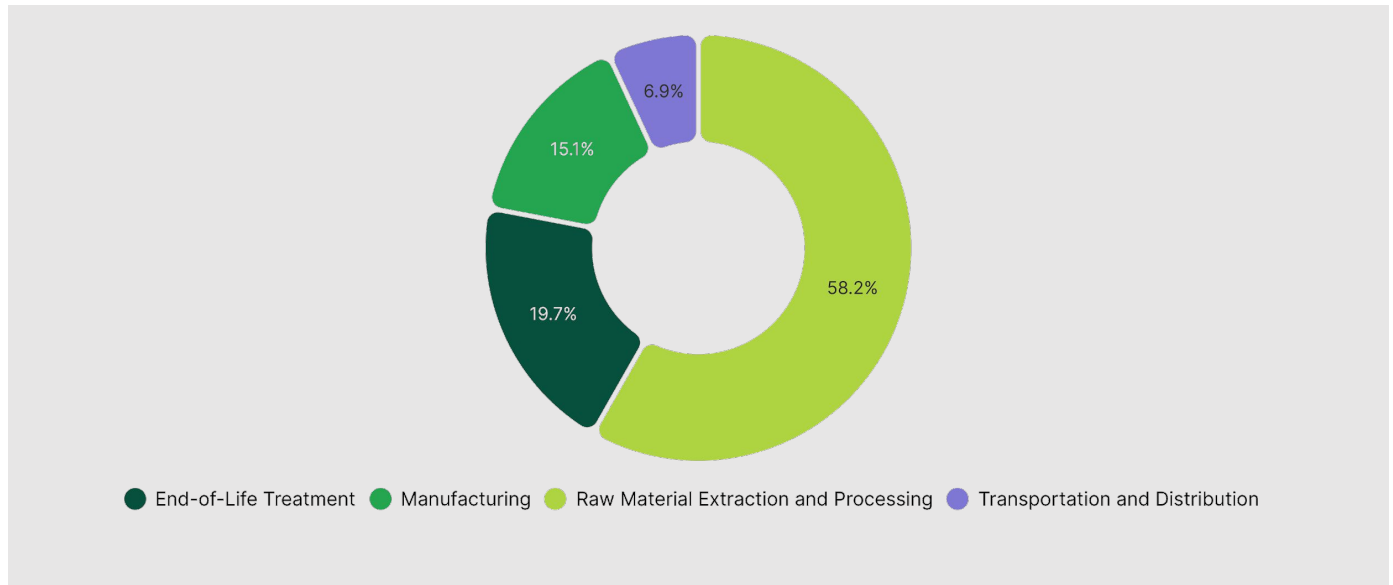
The impact of secondary packaging and writing utensils are excluded from this assessment.

02

Results

15947161 (sold in WI)

Climate Change



Step	Impact (kg CO ₂ eq)	Percentage (%)
Raw Material Extraction and Processing	0.84	58.25 %
End-of-Life Treatment	0.28	19.75 %
Manufacturing	0.22	15.07 %
Transportation and Distribution	0.1	6.94 %
TOTAL	1.44	100.00 %

15947161 (sold in WI)

Climate Change - Raw Material Extraction and Processing



● Sourcing of raw material (adhesive) ● Sourcing of raw material (coloured kraft paper)

Activity	Emission Factor Num	Quantity	Impact (g CO ₂ eq)	Percentage (%)
Sourcing of raw material (coloured kraft paper)	2	0.72	809.97	96.52 %
Sourcing of raw material (adhesive)	1	5.35 · 10 ⁻³	29.19	3.48 %

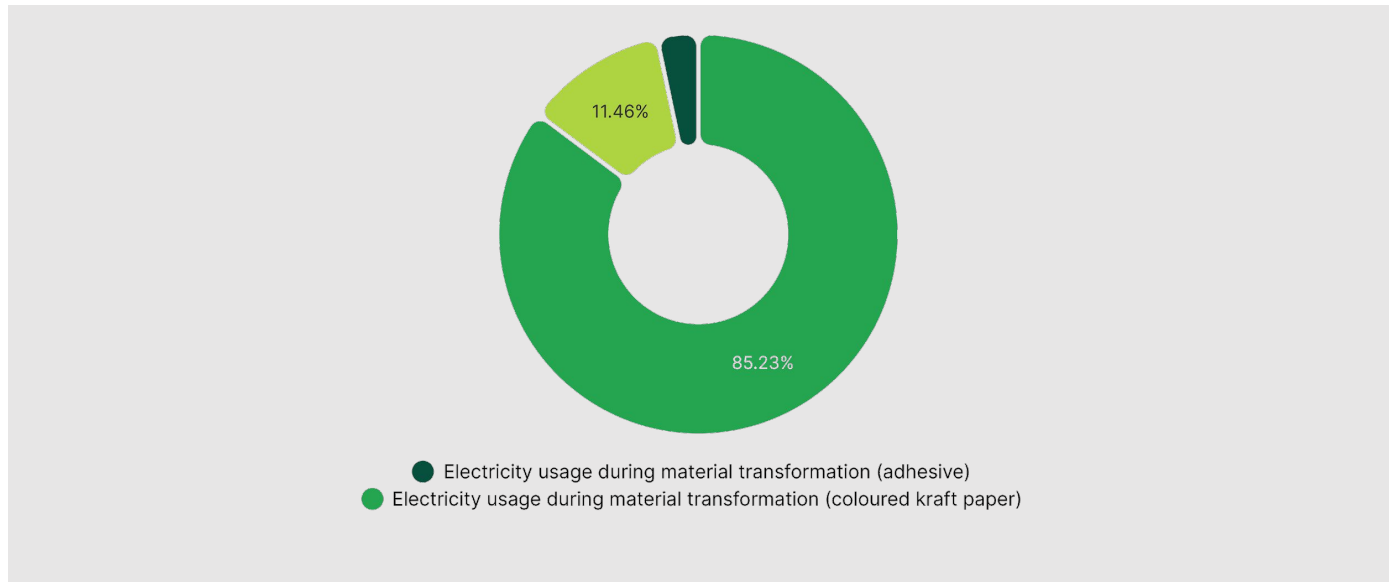
--	--	--	--	--

--	--	--	--	--

TOTAL			839.16	100.00 %
-------	--	--	--------	----------

15947161 (sold in WI)

Climate Change - Manufacturing



Activity	Emission Factor Num	Quantity	Impact (g CO ₂ eq)	Percentage (%)
Electricity usage during material transformation (coloured kraft paper)	4	0.26	184.98	85.23 %
Natural gas usage during material transformation (coloured kraft paper)	3	0.14	24.87	11.46 %
Electricity usage during material transformation (adhesive)	4	9.94 · 10 ⁻³	7.19	3.31 %
TOTAL			217.04	100.00 %

15947161 (sold in WI)

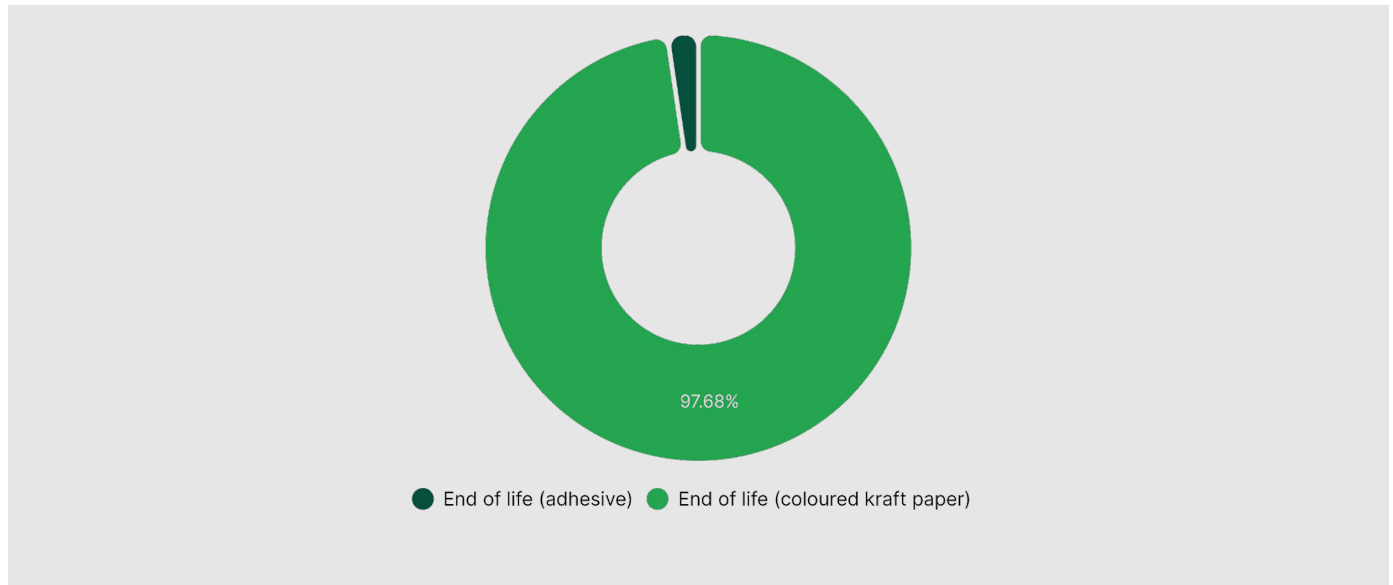
Climate Change - Transportation and Distribution



Activity	Emission Factor Num	Quantity	Impact (g CO ₂ eq)	Percentage (%)
Freight	5	0.49	100	100.00 %
TOTAL			100	100.00 %

15947161 (sold in WI)

Climate Change - End-of-Life Treatment



Activity	Emission Factor Num	Quantity	Impact (g CO ₂ eq)	Percentage (%)
End of life (coloured kraft paper)	7	0.48	277.92	97.68 %
End of life (adhesive)	6	4.86 · 10 ⁻³	6.59	2.32 %
TOTAL			284.51	100.00 %

Contact us

Alexis Normand CEO

www.greenly.earth